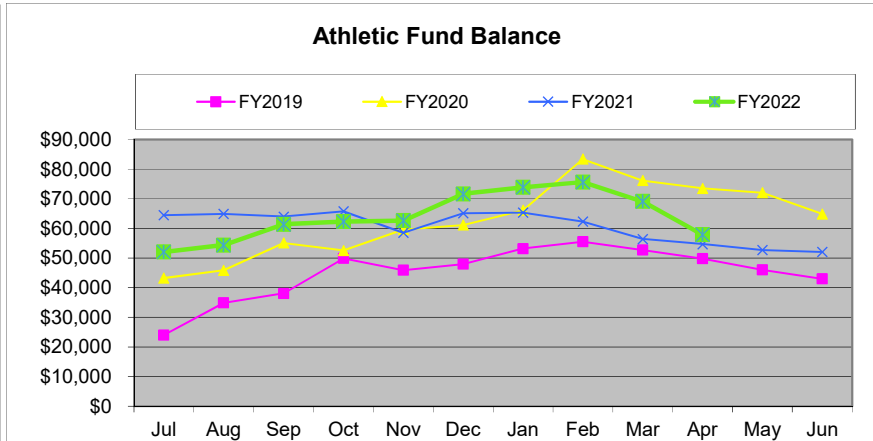
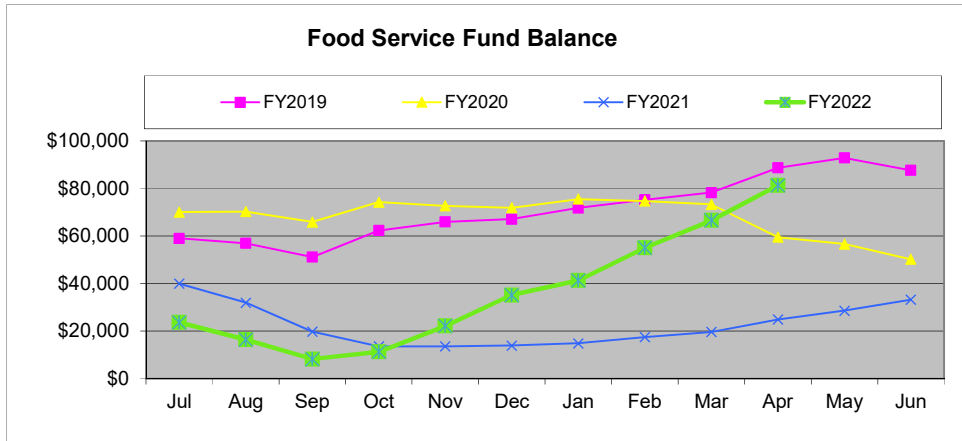


Lucas Local Schools Monthly Finance Report For the period ending: APR 2022



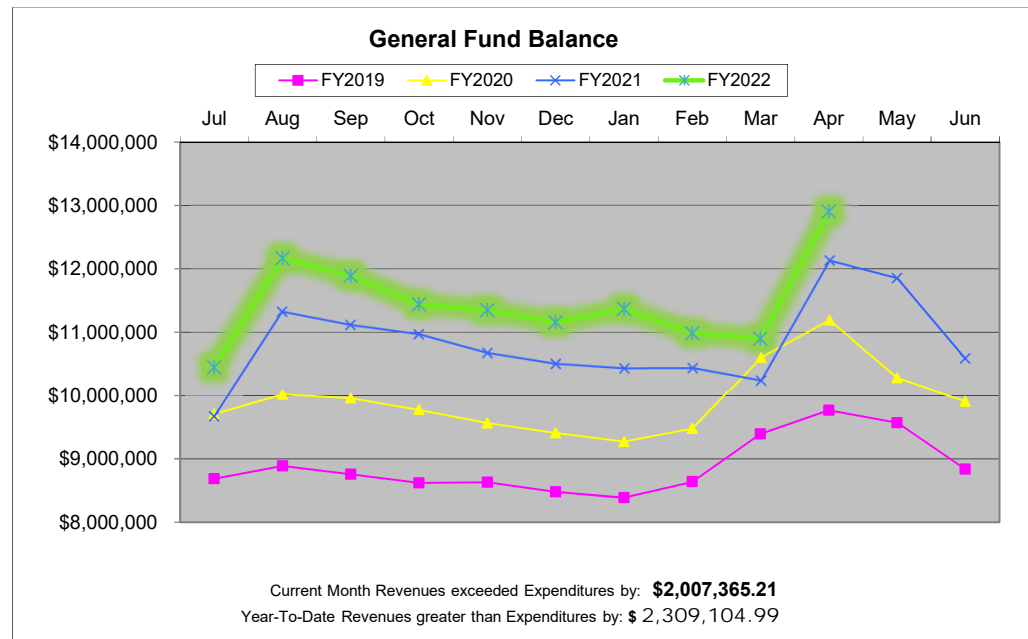
PERMANENT IMPROVEMENT FUND (003): \$ 1,024,456.64
CAPITAL PROJECTS FUND (070): \$1,111,790.40
Expenditures Current Month: \$ -

Total \$ -

Open Purchase Orders:
 GARMANN-MILLER & ASSOC. (FUND 003) \$ 6,887.00
 PO#5220500 (TRACK PROJECT)
 includes an asphalt core service
 HAMMETT ASPHALT PAVING INC (FUND 003) \$ 124,970.00
 PO#5220606

Total \$ 131,857.00

Amount Available for Projects: \$ 2,004,390.04



General Fund Information:
 Last Year ending cash balance June 30, 2021: \$10,583,589 Actual (updated 6/30/2021)
 Forecasted Ending cash balance June 30, 2022: \$11,865,207 updated 05/18/2021
 Forecasted Ending cash balance June 30, 2023: \$12,529,341 updated 05/18/2021
 Forecasted Ending cash balance June 30, 2024: \$ 12,648,014 updated 05/18/2021
 Forecasted Ending cash balance June 30, 2025: \$ 12,756,284 updated 05/18/2021

Gross Depository Balances:

Richland Bank General	\$148,708.50
Richland Bank Sweep	\$1,113,357.47
Richland Bank Payment	\$1,000.00
Richland Bank MM Savings	\$558,555.65
Star Ohio	\$10,267,253.93
Richland Bank Athletic	\$2,696.50

Total Depository Balances (Gross) \$12,091,572.05

Adjustments to Bank Balance:

Cash in Transit to Bank	\$0.00
Outstanding Checks	(\$78,663.39)
Adjustments:	
Athletic Checking	(\$2,696.50)

Total Adjustments to Bank Balance (\$81,359.89)

Investments:

Treasury Bonds and Notes	\$0.00
Certificate of Deposits	\$0.00
Other Securities	\$0.00
Other Investments:	
Richland Bank Investments (Cost Basis)	\$3,440,059.00

Total Investments \$3,440,059.00

Cash on Hand:

Petty Cash:	
BOARD OFFICE & ELEM PETTY CASH	\$100.00
HS & STUDENT ACT PETTY CASH	\$100.00
ATHLETICS PETTY CASH	\$500.00
FOOD SERVICE PETTY CASH	\$100.00
Change Cash:	
Cash with Fiscal Agent	\$0.00

Total Cash on Hand \$800.00

Total Balances \$15,451,071.16

Total Fund Balance \$15,451,071.16

Depository Clearance Accounts:

Total Clearance Account Balances \$0.00

Treasurer

LUCAS LOCAL SCHOOL DISTRICT

Cash Summary Report

FUND/SCC	Description	Initial Cash	MTD Received	FYTD Received	MTD Expended	FYTD Expended	Fund Balance	Encumbrance	Unencumbered Balance
001-0000	GENERAL FUND	\$ 10,583,589.32	\$ 2,624,700.53	\$ 7,377,669.72	\$ 663,368.37	\$ 5,149,948.88	\$ 12,811,310.16	\$ 609,614.82	\$ 12,201,695.34
001-9003	ECONOMIC DISADVANTAGED	14,345.63	0.00	53,321.45	0.00	980.00	66,687.08	0.00	66,687.08
001-9300	CASINO REVENUES SET ASIDE	(1,620.63)	0.00	32,755.96	(46,033.05)	3,713.26	27,422.07	15,845.80	11,576.27
003-9096	PERMANENT IMPROVEMENT	1,024,456.64	0.00	0.00	31,700.00	(773.00)	1,025,229.64	132,413.00	892,816.64
006-0000	FOOD SERVICES FUND	33,203.62	41,533.96	243,465.77	26,797.60	195,361.01	81,308.38	59,113.77	22,194.61
007-9001	SPECIAL TRUST - ELEM FACULTY	794.05	0.26	25.98	0.00	167.00	653.03	0.00	653.03
007-9003	SPECIAL TRUST - M.S. & H.S. FACULTY	157.02	0.05	25.21	0.00	65.00	117.23	0.00	117.23
007-9004	Cathy Gilbert Memorial	1,884.22	0.75	2.58	0.00	0.00	1,886.80	0.00	1,886.80
007-9011	MICHAEL C. FANELLO MEMORIAL SCHOLARSHIP	20,386.41	7.76	26.87	0.00	1,000.00	19,413.28	0.00	19,413.28
008-9095	ENDOWMENT FUND	9,787.74	3.92	13.37	0.00	0.00	9,801.11	500.00	9,301.11
008-9096	Scholarship fund Shelby Cooper	0.00	0.00	2,000.00	0.00	2,000.00	0.00	0.00	0.00
008-9099	ENDOWMENT-CHRISTINE WYKA SCHOLARSHIP	22,385.52	12.97	10,041.04	0.00	0.00	32,426.56	500.00	31,926.56
008-9100	LSSF SCHOLARSHIP FUND	5,000.33	0.00	1.14	0.00	5,000.00	1.47	0.00	1.47
018-9001	PUBLIC SCHOOL SUPPORT FUND - ELEMENTARY	7,596.25	991.19	1,716.73	252.00	1,641.60	7,671.38	157.23	7,514.15
018-9002	PUBLIC SCHOOL SUPPORT FUND - MIDDLE SCHOOL	1,427.70	298.95	298.95	340.00	660.36	1,066.29	1,126.55	(60.26)
018-9003	PUBLIC SCHOOL SUPPORT FUND - HIGH SCHOOL	3,322.22	304.21	1,704.29	(993.56)	156.34	4,870.17	3,365.00	1,505.17
018-9004	SUPT/TREAS FLOWER/FUNDRSR	20.88	0.00	135.00	0.00	134.90	20.98	0.00	20.98
019-9105	PARK NATIONAL BANK TEACHER GRANT M. WARNER	250.00	0.00	0.00	0.00	0.00	250.00	0.00	250.00
019-9501	Academic Booster's Mini Grant	1,057.74	0.00	250.00	0.00	0.00	1,307.74	0.00	1,307.74
019-9700	LUCAS LOCAL SCHOOL SUSTAINING FUND	10,023.18	24,172.29	50,173.92	1,978.83	28,865.81	31,331.29	22,910.38	8,420.91
020-0000	FARM	2,248.16	0.00	0.00	0.00	0.00	2,248.16	0.00	2,248.16
070-9021	CAPITAL PROJECTS FUND	1,000,000.00	0.00	111,790.40	0.00	0.00	1,111,790.40	0.00	1,111,790.40
200-9001	DRAMA CLUB-ELEMENTARY	86.56	0.00	0.00	0.00	0.00	86.56	0.00	86.56
200-9002	DRAMA CLUB-MIDDLE SCHOOL	665.08	0.00	0.00	0.00	0.00	665.08	0.00	665.08
200-9015	CLASS OF 2015	1,070.40	0.00	0.00	0.00	0.00	1,070.40	0.00	1,070.40
200-9016	CLASS OF 2016	1,679.92	0.00	0.00	0.00	1,679.92	0.00	0.00	0.00
200-9017	CLASS OF 2017	887.97	0.00	0.00	0.00	0.00	887.97	0.00	887.97
200-9018	CLASS OF 2018	1,112.23	0.00	0.00	0.00	0.00	1,112.23	0.00	1,112.23
200-9019	CLASS OF 2019	869.73	0.00	0.00	0.00	0.00	869.73	0.00	869.73
200-9020	CLASS OF 2020	0.00	0.00	0.00	0.00	0.00	0.00	0.00	0.00
200-9021	CLASS OF 2021	3,194.22	0.00	0.00	0.00	2,863.00	331.22	0.00	331.22
200-9022	CLASS OF 2022	1,073.84	71.00	3,117.81	0.00	1,795.00	2,396.65	2,200.00	196.65
200-9023	CLASS OF 2023	2,405.00	2,880.00	4,305.50	2,958.62	4,621.27	2,089.23	429.34	1,659.89
200-9024	CLASS OF 2024	620.00	20.00	720.00	0.00	0.00	1,340.00	0.00	1,340.00

LUCAS LOCAL SCHOOL DISTRICT Cash Summary Report

FUND/SCC	Description	Initial Cash	MTD Received	FYTD Received	MTD Expended	FYTD Expended	Fund Balance	Encumbrance	Unencumbered Balance
200-9025	STUDENT MANAGED ACTIVITY	\$ 0.00	\$ 0.00	\$ 520.00	\$ 0.00	\$ 0.00	\$ 520.00	\$ 0.00	\$ 520.00
200-9125	FRENCH CLUB	1,151.71	0.00	0.00	0.00	0.00	1,151.71	0.00	1,151.71
200-9128	SPANISH CLUB	713.25	0.00	0.00	0.00	0.00	713.25	0.00	713.25
200-9144	DESTINATION IMAGINATION	64.16	0.00	0.00	0.00	0.00	64.16	0.00	64.16
200-9330	F F A	10,430.03	65.00	7,309.21	64.35	5,293.90	12,445.34	252.00	12,193.34
200-9440	MUSIC ACTIVITIES	9,757.64	0.00	1,768.10	0.00	539.72	10,986.02	513.74	10,472.28
200-9470	CHOIR	300.00	2.00	161.05	0.00	0.00	461.05	0.00	461.05
200-9611	ELEM STUDENT COUNCIL	2,027.61	0.00	1,031.55	438.00	981.05	2,078.11	92.33	1,985.78
200-9612	MIDDLE SCHOOL STUDENT COUNCIL	2,401.08	0.00	209.00	0.00	40.00	2,570.08	0.00	2,570.08
200-9613	HS STUDENT COUNCIL	3,339.76	0.00	1,423.00	0.00	898.12	3,864.64	132.00	3,732.64
200-9680	YEARBOOK	9,154.14	260.00	2,190.00	0.00	800.25	10,543.89	1,699.75	8,844.14
200-9690	NEWSPAPER	621.59	0.00	0.00	0.00	0.00	621.59	0.00	621.59
200-9710	LUCAS ACADEMIC HONOR SOCIETY	374.16	0.00	650.00	490.00	1,040.00	(15.84)	0.00	(15.84)
200-9810	LUCAS SCHOOLS PEP CLUB	632.60	0.00	0.00	0.00	0.00	632.60	0.00	632.60
300-9001	ELEM/MS LIBRARY	5,920.34	10.00	5,816.31	0.00	3,509.71	8,226.94	5,110.38	3,116.56
300-9003	HS LIBRARY	934.32	0.00	49.46	0.00	0.00	983.78	0.00	983.78
300-9500	ATHLETIC	52,069.22	215.93	67,745.48	11,422.28	61,930.59	57,884.11	25,633.03	32,251.08
300-9510	ATHLETICS - HS FOOTBALL	4,075.50	0.00	18,326.40	1,198.20	2,583.30	19,818.60	5,782.43	14,036.17
300-9511	ATHLETICS - MS FOOTBALL	87.67	0.00	0.00	0.00	0.00	87.67	0.00	87.67
300-9520	ATHLETICS - BOYS HS BASKETBALL	938.99	0.00	245.00	0.00	1,028.00	155.99	0.00	155.99
300-9521	ATHLETICS - BOYS MS BASKETBALL	98.61	0.00	0.00	0.00	0.00	98.61	0.00	98.61
300-9525	ATHLETICS - GIRLS HS BASKETBALL	581.80	265.00	265.00	0.00	544.00	302.80	0.00	302.80
300-9526	ATHLETICS - GIRLS MS BASKETBALL	52.44	0.00	0.00	0.00	0.00	52.44	0.00	52.44
300-9528	ATHLETICS - WRESTLING	3,900.11	0.00	0.00	0.00	0.00	3,900.11	0.00	3,900.11
300-9530	ATHLETICS - BASEBALL	819.63	365.00	5,065.00	118.00	1,926.00	3,958.63	1,775.00	2,183.63
300-9540	ATHLETICS - SOFTBALL	2,884.27	105.00	1,156.00	1,854.80	1,854.80	2,185.47	0.00	2,185.47
300-9550	ATHLETICS - HS VOLLEYBALL	1,776.97	265.00	1,381.00	0.00	2,113.18	1,044.79	0.00	1,044.79
300-9551	ATHLETICS - MS VOLLEYBALL	0.00	0.00	0.00	0.00	0.00	0.00	0.00	0.00
300-9553	ATHLETICS - HS CHEERLEADING	0.00	3,047.00	6,021.82	888.75	888.75	5,133.07	762.00	4,371.07
300-9554	ATHLETICS - MS CHEERLEADING	107.80	0.00	0.00	0.00	0.00	107.80	0.00	107.80
300-9560	ATHLETICS - HS CROSS COUNTRY	743.34	0.00	142.00	0.00	141.00	744.34	0.00	744.34
300-9561	ATHLETICS - MS CROSS COUNTRY	220.11	0.00	0.00	0.00	0.00	220.11	0.00	220.11
300-9570	ATHLETICS - HS TRACK & FIELD	2,262.99	0.00	165.00	95.73	203.13	2,224.86	0.00	2,224.86

LUCAS LOCAL SCHOOL DISTRICT

Cash Summary Report

FUND/SCC	Description	Initial Cash	MTD Received	FYTD Received	MTD Expended	FYTD Expended	Fund Balance	Encumbrance	Unencumbered Balance
300-9571	ATHLETICS - MS TRACK & FIELD	\$ 0.00	\$ 0.00	\$ 0.00	\$ 0.00	\$ 0.00	\$ 0.00	\$ 0.00	\$ 0.00
451-9021	eTech Ohio Connectivity Subsidy	0.00	0.00	0.00	0.00	0.00	0.00	0.00	0.00
451-9022	eTech Ohio Connectivity Subsidy	0.00	0.00	5,400.00	0.00	0.00	5,400.00	0.00	5,400.00
467-9020	Student Wellness and Success Fund FY20	10,554.63	0.00	0.00	0.00	0.00	10,554.63	10,554.63	0.00
467-9021	Student Wellness and Success Fund FY21	97,890.75	0.00	0.00	0.00	34,723.87	63,166.88	40,721.50	22,445.38
467-9022	Student Wellness and Success Fund FY21	0.00	0.00	0.00	0.00	0.00	0.00	0.00	0.00
499-9020	SCHOOL SAFETY GRANT	0.00	0.00	0.00	0.00	0.00	0.00	0.00	0.00
499-9021	SCHOOL SAFETY GRANT	2,055.39	0.00	0.00	0.00	2,055.39	0.00	0.00	0.00
499-9121	School Bus Purchase Program	0.00	0.00	0.00	0.00	0.00	0.00	0.00	0.00
507-9021	ESSER (Elem & Sec School Emergency Relief)	0.00	0.00	0.00	0.00	0.00	0.00	0.00	0.00
507-9022	ESSER II	0.00	4,627.05	204,619.89	6,669.18	211,289.07	(6,669.18)	12,406.56	(19,075.74)
507-9122	ARP ESSER	0.00	5,148.16	37,016.27	6,497.85	43,514.12	(6,497.85)	0.00	(6,497.85)
508-9021	GEER (Governor's Emergency Education Relief)	0.00	0.00	0.00	0.00	0.00	0.00	0.00	0.00
510-9021	CRF (Coronavirus Relief Fund)	0.00	0.00	0.00	0.00	0.00	0.00	0.00	0.00
510-9121	BroadBand Ohio Connectivity Grant	0.00	0.00	10,799.82	0.00	10,799.82	0.00	0.00	0.00
510-9221	CRF Rich Cty Commisioners	0.00	0.00	0.00	0.00	0.00	0.00	0.00	0.00
516-9020	IDEA FY-2020	0.00	0.00	0.00	0.00	0.00	0.00	0.00	0.00
516-9021	IDEA FY-2021	0.00	0.00	9,132.78	0.00	9,132.78	0.00	0.00	0.00
516-9022	IDEA FY-2021	0.00	17,960.14	90,359.08	9,454.52	99,813.60	(9,454.52)	0.00	(9,454.52)
572-9021	TITLE I FY-2021	0.00	0.00	(1,067.15)	0.00	(1,067.15)	0.00	0.00	0.00
572-9022	TITLE I FY-2021	0.00	9,475.18	41,479.72	6,857.81	48,337.53	(6,857.81)	1,010.13	(7,867.94)
572-9122	TITLE I DISADVANTAGED CHILDREN	0.00	0.00	2,079.29	0.00	2,079.29	0.00	0.00	0.00
584-9022	TITLE IV, PART A STUDENT SUPPORT AND ACADEM ENRICH	0.00	0.00	9,000.00	0.00	9,000.00	0.00	0.00	0.00
587-9021	ECSE FY-2021	0.00	0.00	4,538.69	0.00	4,538.69	0.00	0.00	0.00
587-9022	ECSE FY-2021	0.00	2,253.92	2,253.92	0.00	2,253.92	0.00	0.00	0.00
590-9021	TITLE II-A FY-2021	0.00	0.00	0.00	0.00	0.00	0.00	0.00	0.00
590-9022	TITLE II-A FY-2021	0.00	1,566.83	16,737.40	0.00	16,737.40	0.00	0.00	0.00
599-9021	TITLE IV-A Student Sprt & Acad Enrichment	0.00	0.00	0.00	0.00	0.00	0.00	0.00	0.00
599-9022	TITLE IV-A Student Sprt & Acad Enrichment	0.00	0.00	0.00	0.00	0.00	0.00	0.00	0.00
599-9917	REAP 7/1/2021-09/30/2022	0.00	0.00	0.00	0.00	0.00	0.00	0.00	0.00
599-9920	EPA Clean Diesel Rebate Program CFDA 66.039	0.00	0.00	0.00	0.00	0.00	0.00	0.00	0.00
599-9922	REAP 7/1/2020-09/30/2021	0.00	0.00	33,487.50	0.00	33,487.50	0.00	1,500.00	(1,500.00)
Grand		\$ 2,740,629.05	\$ 8,481,039.28	\$ 8,481,039.28	\$ 726,418.28	\$ 6,012,891.68	\$ 15,451,071.16	\$ 956,121.37	\$

Total

12,982,923.56

14,494,949.79

Lucas Local School District Investment Report

Invest #	Issue Date	Maturity Date	Description	Interest Rate	Invested Amount
1087	8/16/2014	8/23/2022	Sallie Mae Bank/SAL 795450D36	2.335%	\$ 250,000.00
1091	9/1/2017	9/1/2022	Discover Bank CD 254673BE5	2.300%	\$ 250,000.00
2112	9/15/2021	9/15/2022	BankUnited Natl Assn Miami 066519RG6	0.100%	\$ 248,000.00
1208	9/20/2019	9/20/2022	BMW Bank North America 05580ASH8	1.850%	\$ 235,000.00
1093	10/13/2017	10/13/2022	Synchrony Bank CD 87165ENW3	2.350%	\$ 50,000.00
1094	12/5/2017	12/5/2022	American Express Centurion CD 02587D2Q0	2.500%	\$ 200,000.00
1095	12/15/2017	12/15/2022	First NE Bank Nebraska CD 33583FAC6	2.250%	\$ 200,000.00
1096	1/10/2018	1/10/2023	Wells Fargo CD 979763MM5	2.600%	\$ 50,000.00
2101	8/11/2021	2/17/2023	Goldman Sachs Bk USA	0.200%	\$ 150,000.00
2102	8/11/2021	2/27/2023	UBS Bk USA Salt Lake City UT	0.200%	\$ 150,000.00
1097	2/28/2018	2/28/2023	Ohio Valley Bank CD 677721CS9	2.600%	\$ 25,000.00
1098	3/6/2018	3/6/2023	State Bank of India ny 856285JS1	3.000%	\$ 225,000.00
2110	9/9/2021	9/8/2023	Industrial & Colm Bk China 45581ECQ2	0.250%	\$ 200,000.00
2113	9/15/2021	9/15/2023	Vertex Cmnty Bk NA Dallas 923450cp3	0.200%	\$ 200,000.00
2112	10/1/2021	10/10/2023	Synchrony Bank CD 87165he63	0.400%	\$ 198,000.00
2204	4/4/2022	10/19/2023	JPMORGAN CHASE	2.000%	\$ 235,000.00
2114	11/18/2021	11/24/2023	Capital One Natl Assn Va	0.500%	\$ 200,000.00
2111	9/15/2021	12/15/2023	Bank Ozk 06417nb69	0.180%	\$ 200,000.00
Total Investments at Maturity:					\$ 3,266,000.00
		3/23/2023	U.S. Treasury T-Bills		\$ 147,588.51
			Money Market - Northern Instl Govt Select	0.220%	\$ 26,470.49
GRAND TOTAL:					\$ 3,440,059.00

Start Date: 040122

End Date: 043022

LUCAS LOCAL SCHOOL DISTRICT MONTHLY CHECK REGISTER

Check Number	Type	Date	Name	Vendor #	Status	Reconcile Date	Void Date	Amount
0	PAYROLL	4/1/2022	LUCAS LOCAL SCHOOL DISTRICT		RECONCILED	4/1/2022		\$ 143,474.35
0	PAYROLL	4/15/2022	LUCAS LOCAL SCHOOL DISTRICT		RECONCILED	4/15/2022		138,987.43
0	PAYROLL	4/29/2022	LUCAS LOCAL SCHOOL DISTRICT		RECONCILED	4/29/2022		144,152.73
0	ACCOUNTS_PAYABLE	4/29/2022	CENTURYLINK	131227	RECONCILED	4/29/2022		57.49
0	ACCOUNTS_PAYABLE	4/29/2022	DIRECT ENERGY BUSINESS	931258	RECONCILED	4/29/2022		2,761.30
0	ACCOUNTS_PAYABLE	4/29/2022	FIRELANDS ELECTRIC COOP	988500	RECONCILED	4/29/2022		469.63
0	ACCOUNTS_PAYABLE	4/29/2022	HILLYARD OHIO	232220	RECONCILED	4/29/2022		411.38
0	ACCOUNTS_PAYABLE	4/29/2022	OHIO.NET INTERNET PROVIDERS	931559	RECONCILED	4/29/2022		190.01
0	ACCOUNTS_PAYABLE	4/29/2022	RICHLAND BANK	900300	RECONCILED	4/29/2022		5,961.89
0	ACCOUNTS_PAYABLE	4/29/2022	PITNEY BOWES	997301	RECONCILED	4/29/2022		450.15
0	ACCOUNTS_PAYABLE	4/1/2022	SCHOOL EMPLOYEES RETIREMENT	902003	RECONCILED	4/8/2022		6,441.00
0	ACCOUNTS_PAYABLE	4/15/2022	SCHOOL EMPLOYEES RETIREMENT	902003	RECONCILED	4/15/2022		6,441.00
0	ACCOUNTS_PAYABLE	4/29/2022	SCHOOL EMPLOYEES RETIREMENT	902003	RECONCILED	4/29/2022		3,798.03
0	ACCOUNTS_PAYABLE	4/29/2022	SPECTRUM COMMUNICATIONS	902009	RECONCILED	4/29/2022		266.88
0	ACCOUNTS_PAYABLE	4/1/2022	STATE TEACHERS RETIREMENT SYST	902002	RECONCILED	4/8/2022		17,214.00
0	ACCOUNTS_PAYABLE	4/15/2022	STATE TEACHERS RETIREMENT SYST	902002	RECONCILED	4/15/2022		17,214.00
0	ACCOUNTS_PAYABLE	4/29/2022	STATE TEACHERS RETIREMENT SYST	902002	RECONCILED	4/29/2022		4,116.96
0	ACCOUNTS_PAYABLE	4/29/2022	TREASURER OF STATE	269950	RECONCILED	4/29/2022		1,824.50
0	ACCOUNTS_PAYABLE	4/29/2022	TREASURER STATE OF OHIO	396171	RECONCILED	4/29/2022		100.00
0	ACCOUNTS_PAYABLE	4/29/2022	US Bank One Card	131127	RECONCILED	4/29/2022		2,812.35
22345	ACCOUNTS_PAYABLE	4/7/2022	ADVANCE AUTO PARTS	45800	RECONCILED	4/13/2022		21.68
22346	ACCOUNTS_PAYABLE	4/7/2022	CARDINAL BUS SALES	396769	RECONCILED	4/12/2022		1,102.62
22347	ACCOUNTS_PAYABLE	4/7/2022	CREATIVE PRODUCT SOURCING	131305	RECONCILED	4/15/2022		336.16
22348	ACCOUNTS_PAYABLE	4/7/2022	DEMCO	66440	RECONCILED	4/14/2022		112.65
22349	ACCOUNTS_PAYABLE	4/7/2022	FAMOUS ENTERPRISES	84375	RECONCILED	4/12/2022		133.03
22350	ACCOUNTS_PAYABLE	4/7/2022	FARINA, DANE	397145	RECONCILED	4/27/2022		98.28
22351	ACCOUNTS_PAYABLE	4/7/2022	FOSS, RICK or SUSAN	396455	RECONCILED	4/21/2022		40.00
22352	ACCOUNTS_PAYABLE	4/7/2022	FUSION APPAREL	131301	RECONCILED	4/13/2022		839.30
22353	ACCOUNTS_PAYABLE	4/7/2022	MICHELLE GUEGOLD	131683	OUTSTANDING			5.75
22354	ACCOUNTS_PAYABLE	4/7/2022	HERMAN, BRADLEY	131456	RECONCILED	4/12/2022		501.03
22355	ACCOUNTS_PAYABLE	4/7/2022	Kenworth of Columbus	131151	RECONCILED	4/14/2022		66.05
22356	ACCOUNTS_PAYABLE	4/7/2022	COMDOC, INC.	178795	RECONCILED	4/12/2022		496.40
22357	ACCOUNTS_PAYABLE	4/7/2022	MARSANO, JOE	397135	RECONCILED	4/12/2022		149.00
22358	ACCOUNTS_PAYABLE	4/7/2022	METCALF, JAMES	131606	RECONCILED	4/11/2022		89.51
22359	ACCOUNTS_PAYABLE	4/7/2022	MID OHIO TROPHY & AWARDS	189750	RECONCILED	4/18/2022		1,096.25
22360	ACCOUNTS_PAYABLE	4/7/2022	NORTH CENTRAL STATE COLLEGE	131289	RECONCILED	4/14/2022		157.49
22361	ACCOUNTS_PAYABLE	4/7/2022	NUHOP CENTER FOR	396617	RECONCILED	4/12/2022		7,180.00
22362	ACCOUNTS_PAYABLE	4/7/2022	TREASURER, STATE OF OHIO	397309	OUTSTANDING			341.25
22363	ACCOUNTS_PAYABLE	4/7/2022	OHIO STATE UNIVERSITY, THE	131571	RECONCILED	4/15/2022		67.49

Start Date: 040122

End Date: 043022

LUCAS LOCAL SCHOOL DISTRICT MONTHLY CHECK REGISTER

Check Number	Type	Date	Name	Vendor #	Status	Reconcile Date	Void Date	Amount
22364	ACCOUNTS_PAYABLE	4/7/2022	PIONEER CAREER &	212145	RECONCILED	4/12/2022		\$ 12.00
22365	ACCOUNTS_PAYABLE	4/7/2022	POWER MUSIC INC.	216710	RECONCILED	4/13/2022		48.75
22366	ACCOUNTS_PAYABLE	4/7/2022	QUILL CORPORATION	218550	RECONCILED	4/22/2022		116.09
22367	ACCOUNTS_PAYABLE	4/7/2022	RIVER EDUCATION SERVICES LLC	131397	RECONCILED	4/15/2022		2,465.00
22368	ACCOUNTS_PAYABLE	4/7/2022	ROUTE 39 DESIGNS	232265	RECONCILED	4/13/2022		490.00
22369	ACCOUNTS_PAYABLE	4/7/2022	School Health Corporation	396875	RECONCILED	4/13/2022		468.51
22370	ACCOUNTS_PAYABLE	4/7/2022	SCHOOL SPECIALTY	238220	RECONCILED	4/18/2022		221.58
22371	ACCOUNTS_PAYABLE	4/7/2022	Sedgwick	397173	RECONCILED	4/12/2022		690.00
22372	ACCOUNTS_PAYABLE	4/7/2022	SGAMBELLONE, NANCY	370980	RECONCILED	4/20/2022		22.82
22373	ACCOUNTS_PAYABLE	4/7/2022	SPIRE ADVERTISING	256557	RECONCILED	4/12/2022		1,800.00
22374	ACCOUNTS_PAYABLE	4/7/2022	STEVE WEISS MUSIC INC	257547	RECONCILED	4/12/2022		513.43
22375	ACCOUNTS_PAYABLE	4/7/2022	STRATEGIC MANAGEMENT SOLUTIONS	131429	RECONCILED	4/18/2022		2,924.90
22376	ACCOUNTS_PAYABLE	4/7/2022	VEC INC	274350	RECONCILED	4/12/2022		860.00
22377	ACCOUNTS_PAYABLE	4/7/2022	VELOCITY ATHLETICS	131630	RECONCILED	4/13/2022		4,874.00
22378	ACCOUNTS_PAYABLE	4/7/2022	VILLAGE OF LUCAS	276380	RECONCILED	4/14/2022		7,041.13
22379	ACCOUNTS_PAYABLE	4/14/2022	CHARM ENGINE LTD	131251	RECONCILED	4/21/2022		477.93
22380	ACCOUNTS_PAYABLE	4/14/2022	EJ THERAPY INC	396559	RECONCILED	4/20/2022		9,130.25
22381	ACCOUNTS_PAYABLE	4/14/2022	GRAINGER INC	105375	RECONCILED	4/19/2022		109.36
22382	ACCOUNTS_PAYABLE	4/14/2022	PETERS, KALIAL & MARKAKIS	183088	RECONCILED	4/18/2022		756.00
22383	ACCOUNTS_PAYABLE	4/14/2022	QUILL CORPORATION	218550	OUTSTANDING			141.45
22384	ACCOUNTS_PAYABLE	4/14/2022	RUMPKE OF OHIO, INC.	131247	RECONCILED	4/19/2022		1,636.71
22385	ACCOUNTS_PAYABLE	4/14/2022	SUNGRAPHICS INC	396833	RECONCILED	4/20/2022		2,176.97
22386	ACCOUNTS_PAYABLE	4/19/2022	CASTLE OPERATIONS LTD	396336	OUTSTANDING			2,318.10
22387	ACCOUNTS_PAYABLE	4/21/2022	ADVANCE AUTO PARTS	45800	RECONCILED	4/26/2022		81.73
22388	ACCOUNTS_PAYABLE	4/21/2022	ALFRED NICKLES BAKERY	204500	RECONCILED	4/27/2022		254.15
22389	ACCOUNTS_PAYABLE	4/21/2022	CARDINGTON LINCOLN H S	45500	RECONCILED	4/27/2022		350.00
22390	ACCOUNTS_PAYABLE	4/21/2022	CINTAS CORPORATION #003	131183	RECONCILED	4/29/2022		88.14
22391	ACCOUNTS_PAYABLE	4/21/2022	CLEAR FORK H S	52500	RECONCILED	4/25/2022		200.00
22392	ACCOUNTS_PAYABLE	4/21/2022	COLUMBIA GAS	55990	RECONCILED	4/26/2022		1,271.34
22393	ACCOUNTS_PAYABLE	4/21/2022	CRESTLINE HIGH SCHOOL	396400	OUTSTANDING			100.00
22394	ACCOUNTS_PAYABLE	4/21/2022	ESC OF CENTRAL OHIO	397294	RECONCILED	4/26/2022		4,645.60
22395	ACCOUNTS_PAYABLE	4/21/2022	FREDERICKTOWN H. S.	92435	RECONCILED	4/29/2022		100.00
22396	ACCOUNTS_PAYABLE	4/21/2022	G & L SUPPLY CO	96450	RECONCILED	4/28/2022		2,354.04
22397	ACCOUNTS_PAYABLE	4/21/2022	GAME ONE	131372	RECONCILED	4/27/2022		3,318.00
22398	ACCOUNTS_PAYABLE	4/21/2022	GORDON FOOD SERVICE	105225	RECONCILED	4/26/2022		7,563.16
22399	ACCOUNTS_PAYABLE	4/21/2022	LEX LANES	163800	OUTSTANDING			252.00
22400	ACCOUNTS_PAYABLE	4/21/2022	LOUDONVILLE-PERRYSVILLE	396490	RECONCILED	4/25/2022		160.00
22401	ACCOUNTS_PAYABLE	4/21/2022	MANSFIELD CITY SCHOOLS	396166	OUTSTANDING			400.00
22402	ACCOUNTS_PAYABLE	4/21/2022	MAPLETON H.S.	179510	RECONCILED	4/27/2022		200.00

Start Date: 040122

End Date: 043022

LUCAS LOCAL SCHOOL DISTRICT MONTHLY CHECK REGISTER

Check Number	Type	Date	Name	Vendor #	Status	Reconcile Date	Void Date	Amount
22403	ACCOUNTS_PAYABLE	4/21/2022	MAXIM HEALTHCARE SERVICES	131600	OUTSTANDING			\$ 4,150.00
22404	ACCOUNTS_PAYABLE	4/21/2022	NAPA AUTO PARTS	397311	RECONCILED	4/26/2022		130.92
22405	ACCOUNTS_PAYABLE	4/21/2022	ONTARIO ATHLETIC DEPARTMENT	396619	RECONCILED	4/27/2022		200.00
22406	ACCOUNTS_PAYABLE	4/21/2022	PRO-TURF, INC.	217965	RECONCILED	4/26/2022		3,961.07
22407	ACCOUNTS_PAYABLE	4/21/2022	RIDDELL ALL AMERICAN	3725	RECONCILED	4/28/2022		708.20
22408	ACCOUNTS_PAYABLE	4/21/2022	RIGHTWAY FOOD SERVICE	397070	RECONCILED	4/27/2022		4,341.51
22409	ACCOUNTS_PAYABLE	4/21/2022	ROUTE 39 DESIGNS	232265	RECONCILED	4/25/2022		840.00
22410	ACCOUNTS_PAYABLE	4/21/2022	SHELBY HIGH SCHOOL	241820	RECONCILED	4/25/2022		200.00
22411	ACCOUNTS_PAYABLE	4/21/2022	SHIFFLER EQUIPMENT SALES, INC	246600	RECONCILED	4/26/2022		637.70
22412	ACCOUNTS_PAYABLE	4/21/2022	SMITHFOODS INC	252305	RECONCILED	4/27/2022		1,947.01
22413	ACCOUNTS_PAYABLE	4/21/2022	SPIRE ADVERTISING	256557	RECONCILED	4/28/2022		1,500.00
22414	ACCOUNTS_PAYABLE	4/21/2022	STANDARD PLUMBING &	257100	RECONCILED	4/26/2022		31,700.00
22415	ACCOUNTS_PAYABLE	4/21/2022	STEVE WEISS MUSIC INC	257547	RECONCILED	4/27/2022		108.95
22416	ACCOUNTS_PAYABLE	4/21/2022	STRATEGIC MANAGEMENT SOLUTIONS	131429	OUTSTANDING			3,240.00
22417	ACCOUNTS_PAYABLE	4/26/2022	STEVEN BROWN JR	35852	OUTSTANDING			70.00
22418	ACCOUNTS_PAYABLE	4/28/2022	CASTLE OPERATIONS LTD	396336	OUTSTANDING			183.52
22419	ACCOUNTS_PAYABLE	4/28/2022	NYTE FLYTE DJS	396921	OUTSTANDING			445.00
22420	ACCOUNTS_PAYABLE	4/29/2022	ASHLAND UMPIRES ASSOCIATION	131171	OUTSTANDING			200.00
22421	ACCOUNTS_PAYABLE	4/29/2022	BASH DESIGNS	131754	OUTSTANDING			1,015.50
22422	ACCOUNTS_PAYABLE	4/29/2022	BENDER COMMUNICATIONS, INC.	22400	OUTSTANDING			5,959.86
22423	ACCOUNTS_PAYABLE	4/29/2022	DOLCE'S TREE SEVICE	396495	OUTSTANDING			338.00
22424	ACCOUNTS_PAYABLE	4/29/2022	EZE RENTAL CENTER LLC	83950	OUTSTANDING			438.00
22425	ACCOUNTS_PAYABLE	4/29/2022	GIONINIO'S PIZZA	397180	OUTSTANDING			116.44
22426	ACCOUNTS_PAYABLE	4/29/2022	KOORSEN FIRE & SECURITY	396614	VOID		4/29/2022	3,105.43
22427	ACCOUNTS_PAYABLE	4/29/2022	LUCAS FOOD SERVICE	396189	RECONCILED	4/29/2022		123.40
22428	ACCOUNTS_PAYABLE	4/29/2022	PRO-TURF, INC.	217965	OUTSTANDING			1,260.00
22429	ACCOUNTS_PAYABLE	4/29/2022	QUILL CORPORATION	218550	OUTSTANDING			40.73
22430	ACCOUNTS_PAYABLE	4/29/2022	STARK COUNTY COG	397268	OUTSTANDING			54,367.96
22431	ACCOUNTS_PAYABLE	4/29/2022	KOORSEN FIRE & SECURITY	396614	OUTSTANDING			2,579.83

Grand Total **\$ 694,521.19**

LUCAS LOCAL SCHOOL DISTRICT
Monthly Summary of Revenues by Fund

Fund	Description	FYTD Receivable	FYTD Actual Receipts	MTD Actual Receipts	FYTD Balance Receivable	FYTD Percent Receivable
001	GENERAL	\$ 7,731,148.58	\$ 7,463,747.13	\$ 2,624,700.53	\$ 267,401.45	96.54 %
003	PERMANENT IMPROVEMENT	0.00	0.00	0.00	0.00	0.00
006	FOOD SERVICE	200,573.00	243,465.77	41,533.96	(42,892.77)	121.39
007	SPECIAL TRUST	47.00	80.64	8.82	(33.64)	171.57
008	ENDOWMENT	12,038.66	12,055.55	16.89	(16.89)	100.14
018	PUBLIC SCHOOL SUPPORT	2,256.24	3,854.97	1,594.35	(1,598.73)	170.86
019	OTHER GRANT	50,423.92	50,423.92	24,172.29	0.00	100.00
020	SPECIAL ENTERPRISE FUND	0.00	0.00	0.00	0.00	0.00
070	CAPITAL PROJECTS	75,000.00	111,790.40	0.00	(36,790.40)	149.05
200	STUDENT MANAGED ACTIVITY	17,775.00	23,405.22	3,298.00	(5,630.22)	131.67
300	DISTRICT MANAGED ACTIVITY	85,830.00	106,378.47	4,272.93	(20,548.47)	123.94
451	DATA COMMUNICATION FUND	5,400.00	5,400.00	0.00	0.00	100.00
467	Student Wellness and Success Fund	0.00	0.00	0.00	0.00	0.00
499	MISCELLANEOUS STATE GRANT FUND	0.00	0.00	0.00	0.00	0.00
507	ELEMENTARY AND SECONDARY SCHOOL EMERGENCY RELIEF FUND	331,563.89	241,636.16	9,775.21	89,927.73	72.88
508	GOVERNOR'S EMERGENCY EDUCATION RELIEF FUND	0.00	0.00	0.00	0.00	0.00
510	CORONA VIRUS RELIEF FUND	10,799.82	10,799.82	0.00	0.00	100.00
516	IDEA PART B GRANTS	117,724.65	99,491.86	17,960.14	18,232.79	84.51
572	TITLE I DISADVANTAGED CHILDREN	81,902.87	42,491.86	9,475.18	39,411.01	51.88
584	TITLE IV, PART A STUDENT SUPP AND ACADEMIC ENRICH	10,000.00	9,000.00	0.00	1,000.00	90.00
587	IDEA PRESCHOOL-HANDICAPPED	2,255.45	6,792.61	2,253.92	(4,537.16)	301.16
590	IMPROVING TEACHER QUALITY	16,737.40	16,737.40	1,566.83	0.00	100.00
599	MISCELLANEOUS FED. GRANT FUND	33,487.50	33,487.50	0.00	0.00	100.00
Grand Total		\$ 8,784,963.98	\$ 8,481,039.28	\$ 2,740,629.05	\$ 303,924.70	

LUCAS LOCAL SCHOOL DISTRICT

Spending Plan Summary

ODE Line Number	Monthly Estimate	Monthly Actual	Monthly Difference	FYTD Estimate	FYTD Actual	FYTD Difference
01.010 General Property (Real Estate)	\$ 125,108.00	\$ 1,108,408.81	\$ 983,300.81	\$ 1,771,375.00	\$ 1,851,085.85	\$ 79,710.85
01.020 Tangible Personal Property Tax	948,177.00	1,313,225.53	365,048.53	2,268,368.00	2,439,755.55	171,387.55
01.030 Income Tax	0.00	0.00	0.00	0.00	0.00	0.00
01.035 Unrestricted Grants-in-Aid	207,805.00	185,803.86	(22,001.14)	2,127,599.00	2,423,956.42	296,357.42
01.040 Restricted Grants-in-Aid	2,285.00	4,938.81	2,653.81	27,170.00	207,347.84	180,177.84
01.045 Restricted Federal Grants-in-Aid - SFSF	0.00	0.00	0.00	0.00	0.00	0.00
01.050 Property Tax Allocation	9,346.00	6,801.78	(2,544.22)	188,816.00	163,668.41	(25,147.59)
01.060 All Other Operating Revenue	45,839.00	5,521.74	(40,317.26)	550,217.00	335,872.82	(214,344.18)
01.070 Total Revenue	1,338,560.00	2,624,700.53	1,286,140.53	6,933,545.00	7,421,686.89	488,141.89
02.010 Proceeds from Sale of Notes	0.00	0.00	0.00	0.00	0.00	0.00
02.020 State Emergency Loans & Advancements (Approved)	0.00	0.00	0.00	0.00	0.00	0.00
02.040 Operating Transfers-In	0.00	0.00	0.00	0.00	0.00	0.00
02.050 Advances-In	0.00	0.00	0.00	0.00	17,742.69	17,742.69
02.060 All Other Financial Sources	0.00	0.00	0.00	0.00	24,317.55	24,317.55
02.070 Total Other Financing Sources	0.00	0.00	0.00	0.00	42,060.24	42,060.24
02.080 Total Revenues and Other Financing Sources	1,338,560.00	2,624,700.53	1,286,140.53	6,933,545.00	7,463,747.13	530,202.13
03.010 Personal Services	409,109.00	400,685.60	(8,423.40)	3,122,377.00	2,892,142.75	(230,234.25)
03.020 Employees' Retirement/Insurance Benefits	114,804.00	108,935.91	(5,868.09)	1,015,430.00	1,007,034.59	(8,395.41)
03.030 Purchased Services	154,874.00	93,372.91	(61,501.09)	1,428,798.00	677,244.71	(751,553.29)
03.040 Supplies and Materials	48,989.00	(37,653.48)	(86,642.48)	448,891.00	283,719.81	(165,171.19)
03.050 Capital Outlay	27,191.00	6,202.25	(20,988.75)	251,091.00	46,398.47	(204,692.53)
03.060 Intergovernmental	0.00	0.00	0.00	0.00	0.00	0.00
04.010 Debt Service: All Principal (Historical)	0.00	0.00	0.00	0.00	0.00	0.00
04.020 Debt Service: Principal-Notes	0.00	0.00	0.00	0.00	0.00	0.00
04.030 Debt Service: Principal - State Loans	16,967.00	0.00	(16,967.00)	105,481.00	0.00	(105,481.00)
04.040 Debt Service: Principal - State Advancements	0.00	0.00	0.00	0.00	0.00	0.00
04.050 Debt Service: Principal - HB 264 Loans	0.00	0.00	0.00	0.00	37,000.00	37,000.00
04.055 Debt Service: Principal - Other	0.00	0.00	0.00	0.00	0.00	0.00
04.060 Debt Service: Interest and Fiscal Charges	0.00	0.00	0.00	0.00	260.99	260.99
04.300 Other Objects	0.00	45,792.13	45,792.13	0.00	99,050.42	99,050.42
04.500 Total Expenditures	771,934.00	617,335.32	(154,598.68)	6,372,068.00	5,042,851.74	(1,329,216.26)
05.010 Operational Transfers - Out	0.00	0.00	0.00	0.00	111,790.40	111,790.40
05.020 Advances - Out	0.00	0.00	0.00	0.00	0.00	0.00
05.030 All Other Financing Uses	0.00	0.00	0.00	0.00	0.00	0.00
05.040 Total Other Financing Uses	0.00	0.00	0.00	0.00	111,790.40	111,790.40
05.050 Total Expenditure and Other Financing Uses	771,934.00	617,335.32	(154,598.68)	6,372,068.00	5,154,642.14	(1,217,425.86)
06.010 Excess Rev & Oth Financing Sources over(under) Exp & Oth F	566,626.00	2,007,365.21	1,440,739.21	561,477.00	2,309,104.99	1,747,627.99
07.010 Cash Balance-July1 -Excluding Proposed Renew/Replace & New	0.00	10,898,054.10	10,898,054.10	0.00	10,596,314.32	10,596,314.32
07.020 Cash Balance June 30	566,626.00	12,905,419.31	12,338,793.31	561,477.00	12,905,419.31	12,343,942.31
08.010 Estimated Encumbrances June 30	0.00	625,460.62	625,460.62	0.00	625,460.62	625,460.62